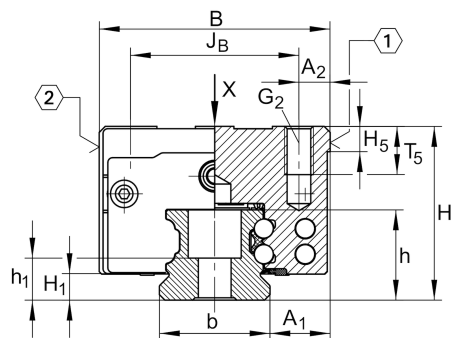


KUV55-B-SL

球单轨引导系统

滑块 KWVE...-B-SL, 窄长型滑块, 四列

技术信息

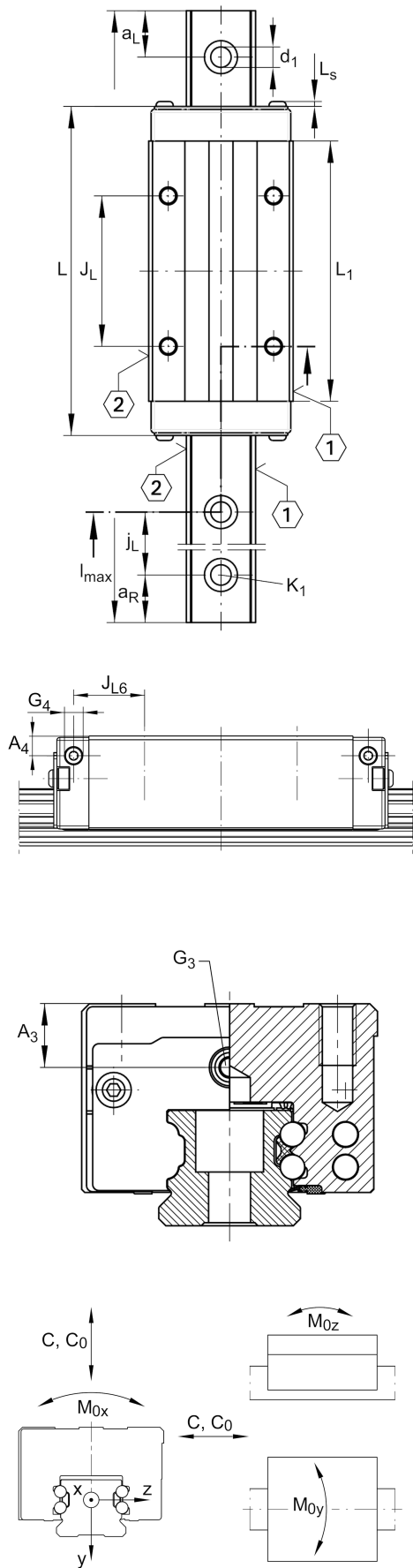


Main dimensions

l_{max}	[5,820] mm	Max length single piece guideway
H	[70] mm	height system
B	[100] mm	width carriage
L	[211.6] mm	overall length carriage

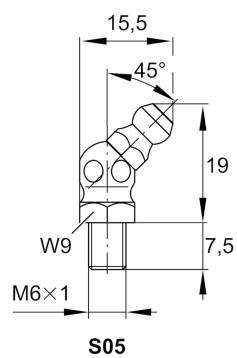
安装尺寸

C	[127,000] N	dynamic load rating
C_0	[285,000] N	static load rating
M_{0x}	[7,500] Nm	static moment rating about X axis
M_{0y}	[4,725] Nm	static moment rating about Y axis
M_{0z}	[4,725] Nm	static moment rating about Z axis



安装尺寸

A_1	[23.5] mm	
J_B	[75] mm	
b	[53] mm	width rail
Tol_b	[-0.005] mm	Upper tolerance
Tol_b	[-0.03] mm	Lower tolerance
A_2	[12.5] mm	
L_1	[170] mm	
L_s	[2.2] mm	
J_L	[95] mm	
j_L	[120] mm	
$a_{L\ min}$	[20] mm	
$a_{L\ max}$	[107] mm	
$a_{R\ min}$	[20] mm	
$a_{R\ max}$	[107] mm	
H_1	[13.5] mm	
H_5	[11.25] mm	
T_5	[15] mm	
h	[41.5] mm	
h_1	[19] mm	
G_2	[M12]	fixing screws
G_{2MA}	[140] Nm	maximum tightening torque
K_1	[M14]	fixing screws
K_{1MA}	[220] Nm	maximum tightening torque
d_1	[15.4] mm	
A_3	[15] mm	
G_3	[M6] mm	
t_{G_3}	[7] mm	
A_4	[15] mm	
G_4	[M6]	
t_{G_4}	[7] mm	
J_{L6}	[49.5] mm	



Related products

[KWVE55-B-SL]	Carriage
[TKVD55-B]	suitable Guide Rail